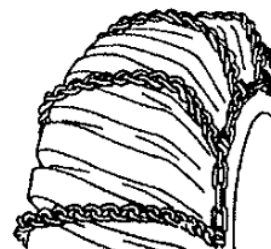
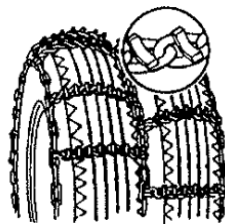
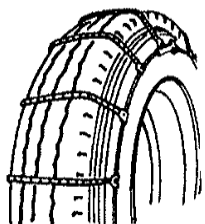
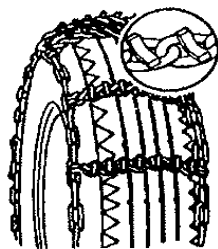


6407 ARCTIC SPUR ROAD
2016

562-0707

TOLL FREE (800)478-0707

FAX (907)562-2426



TRUCK CHAINS

TIRE SIZE	SINGLE		DUALS			
	V-BAR	CABLE	V-BAR			
	P/N	Price Pr.	P/N	Price Pr.	P/N	Price Pr.
6.70-15LT 7.00-15LT 7-17.5LT P215/75R15 27X8.50-14 H70-14ST H78-14ST H78-15ST LR78-15	2811R	\$125.80	-	-	-	-
9-14.5MH 6.50-16LT 8.00-16.5 215/75R15LT H78-15LT P225/75R15 P235/75R15 225/75R16LT P235/65R17	2816R	\$120.40	2016	\$116.60	-	-
7.00-15TR 7.50-15LT 7.00-16LT 8.75-16.5 8-17.5 8.50-17.5 235/75R15LT 235/75R16LT 215/80R16LT	2819R	\$133.20	2019	\$120.60	4819R	\$259.30
7.50-15TR 7.50-16LT 9.50-16.5 7.00-17LT 275/60R15LT 235/85R16LT L78/16.5	2821R	\$141.00	2021	\$126.50	4821R	\$276.60
8.25-15TR 255/85R16LT 255/70R19.5 255/85R16LT P275/70R16 P275/60R17 P265/70R17 245/70R19.5	2828R	\$152.10	-	-	4831R	\$302.68
10-16.5 P245/70R15 P255/70R15 255/75R15LT 30X9.5-15 P245/55R17 P245/65R17 P245/70R17 P255/55R17 P255/60R17 P255/55R18 255/55R18 31X11.5-16	2829R	\$137.10	-	-	-	-
10.15TR 8.25-20 9-22.5 11R17.5 245/75R22.5 255-70R22.5 255/80R22.5 QR78-16	2839R	\$191.80	-	-	-	-
9.00-20 10-22.5 265/70R19.5 265/75R22.5	2841C	\$246.00	2041	\$192.40	4841C	\$467.40
10.00-20 11-22.5 275/70R22.5 275/80R22.5	* 2845C	\$266.20	2045	\$181.70	4845C	\$489.20
295/75R22.5 275/80R24.5 285/75R24.5	2847R	\$237.80	-	-	-	-
10.00-22 11-24.5	* 2849C	\$284.20	2049	\$191.50	4849C	\$507.40
11.00-15TR 11.00-20 12-22.5 295/80R22.5	2851R	\$283.80	-	-	-	-
11.00-24	2853R	\$247.72	-	-	-	-
12.00-20 13/80R20 11.00-22 12.75-22.5 12-24.5 315/80R22.5	2855C	\$302.00	-	-	4855R	\$630.50
13.00-20 14/80R20 12.00-24 365/80R22.5	2857C	\$348.90	-	-	4857C	\$690.91
14.00-20 14.00-R21 13.00-24	2871R	\$358.60	-	-	-	-
14.00-24	2873R	\$388.80	-	-	-	-

* DISCOUNTS AVAILABLE FOR TRACTOR TRAILER SIZES OTHER TRACTOR TRAILER OPTIONS AVAILABLE: 8mm Studed & 7mm Alloy

WE ALSO STOCK HARDEND SQUARE LINK FORLIFT CHAINS

TIRE SIZE	V-BAR W/CAM	
	P/N	Price Pr.
10-15LT 8.25-15LT 265/75R15LT 31X10.5-15LT 295/50R16 P265/70R16 P235/70R17 305/50R15 245/85R16LT 265/75R16LT 275/70R16 235/75R17.5 255/60R17	3810	\$171.40
11-15LT 12-16.5LT 31X10.5-16.5LT 31X11.5-15LT P285/60R16 275/65R16 275/60R17 P265/60R18 285/60R17 32X11.5-16LT 33X9.5-15LT 34X9X16	3827	\$229.50
12-15LT 11.16 285/75R16LT 31X13.5-15 32X12.5-15 33X12.5R15 32X12.5-16.5LT 33X12.5R16.5 P315/70R15 325/60R15 275/55R20 295/75R16LT 35X14.5-15 275/70R17	3829	\$246.30
14-17.5 285/70R19.5 35X14-15 35X14-16 36X12.5-15 36X12.5-16.5 36X14-16.5 38X15.5R16.5 37X12.5-16 37X12.5-16.5	3835	\$272.88

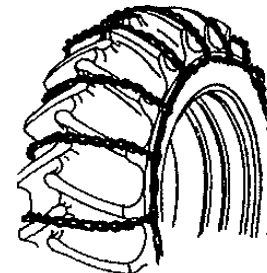
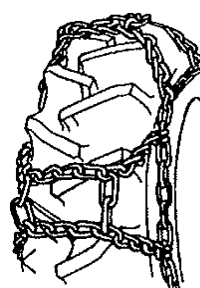


Large Stock of replacement cross chains

GRADERS & LOADERS

TIRE SIZE	P/N	REG	PATTERN		SQ. ALLOY
			8mm/10mm	9/O V-Bar	10mm- 3/8"
13.00-24 13.00-25	2612	\$478.40	-	\$810.00	\$770.64
14.00-20 15.25	2615	\$539.80	\$809.70	\$912.00	\$822.86
14.00-24 14.00-25	2624	\$849.00	\$1273.50	-	\$775.21
16.00-20/21 17.5-25	2627	\$1022.60	-	\$1180.00	\$959.72
20.5-25	2633	\$1046.30	\$1569.40	-	\$1098.91
18.00-24/25 18.00-26	2636	\$1,102.90	-	-	\$1,373.64
23.5-25	2645	\$2,102.30	-	-	\$1,717.05
26.5-25 755/70R25	2657	\$2,818.10	-	-	-

ASK ABOUT BUSINESS & QUANTITY DISCOUNTS



BACKHOES & TRACTORS

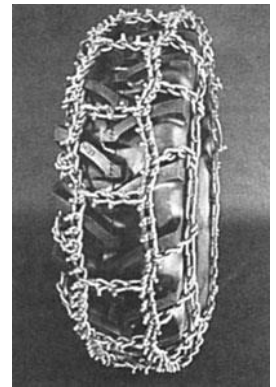
TIRE SIZE	P/N	Price Pr.	P/N	Price Pr.
9.5-16 10.00-16.5	-	-	0829	\$254.60
12-16.5 12.50/80-18	-	-	0822	\$309.20
355/80-20 15-19.5	-	-	0836	\$391.10
13.6-16 14.17.5	-	-	0850	\$359.30
13.6-28 14.9-24	-	-	0859	\$527.50
16.9-26 16.9-28	DUO262	\$788.70	-	-
17.5L-24	DUO263	\$635.60	0874	\$577.60
19.5L-24 18.4-24	DUO268	\$793.30	0883	\$750.50
21L-24	-	-	-	-



EQUIPMENT TIRE CHAINS

2016

Superior Grip For Graders
Loaders and Skidders



Diamond Pattern Gives
Maximum Amount of Studs
on the Ground
and Smoother Ride

- BABAC -

Studded Diamond Pattern



Single Diamond

NON-STUDED AVAILABLE FOR
20.5 + 23.5

BORON ALLOY

Made in the
U.S.A



SQUARE LINK ALLOY



SMT

- NOW IN STOCK -

TIRE SIZE	BABAC-DIAMOND	Wt/Pr	Price/Pr	ALLOY PTRN	Wt/Pr	Price/Pr	SQUARE LINK	Wt/Pr	Price
14.00-24	-----	-----	-----	5/16" SQ	132 lbs.	\$809.70	10mm Dia. Chain	150 lbs.	P.O.R
16.00-20; 17.5-25	12mm Dia. Studded	260 lbs.	\$1,546.27	3/8" SQ	216 lbs.	\$1,273.50	10mm Dia. Chain	157 lbs.	P.O.R
16.00-24; 16.00-25; 19.5L-24	-----	-----	-----	7/16" Dia. Studs	338 lbs.	\$1,892.85	10mm Dia. Chain	181 lbs.	P.O.R
20.5-25; (21L-24; 18.4-30)	12mm Dia. No Studs	296 lbs.	\$1,216.05	-----	-----	-----	-----	-----	-----
	12mm Dia Studded	310 lbs.	\$1,328.68						
	9/16" Dia. Studded	459 lbs.	\$2,227.17						
	9/16" DBL Dia. Stud	586 lbs.	\$2,883.54						
23.5-25	9/16" Dia. No Studs	500 lbs.	\$2,310.00	-----	-----	-----	-----	-----	-----
	9/16" Dia. Studded	527 lbs.	\$2,424.92						
26.5-25; 26.5-29; 24.00-25	9/16" Dia. Double Diamond Studded	801 lbs.	\$3,608.63	-----	-----	-----	-----	-----	-----
29.5-25	9/16" Dia. Double Diamond Studded	835 lbs.	\$3,882.12	-----	-----	-----	-----	-----	-----

**ALSO STOCK REGULAR CHAINS FOR
Truck, Auto, Grader, Loader, Tractor & Forklift**



562-0707

800-478-0707
(Toll Free)
Fax 562-2426

